

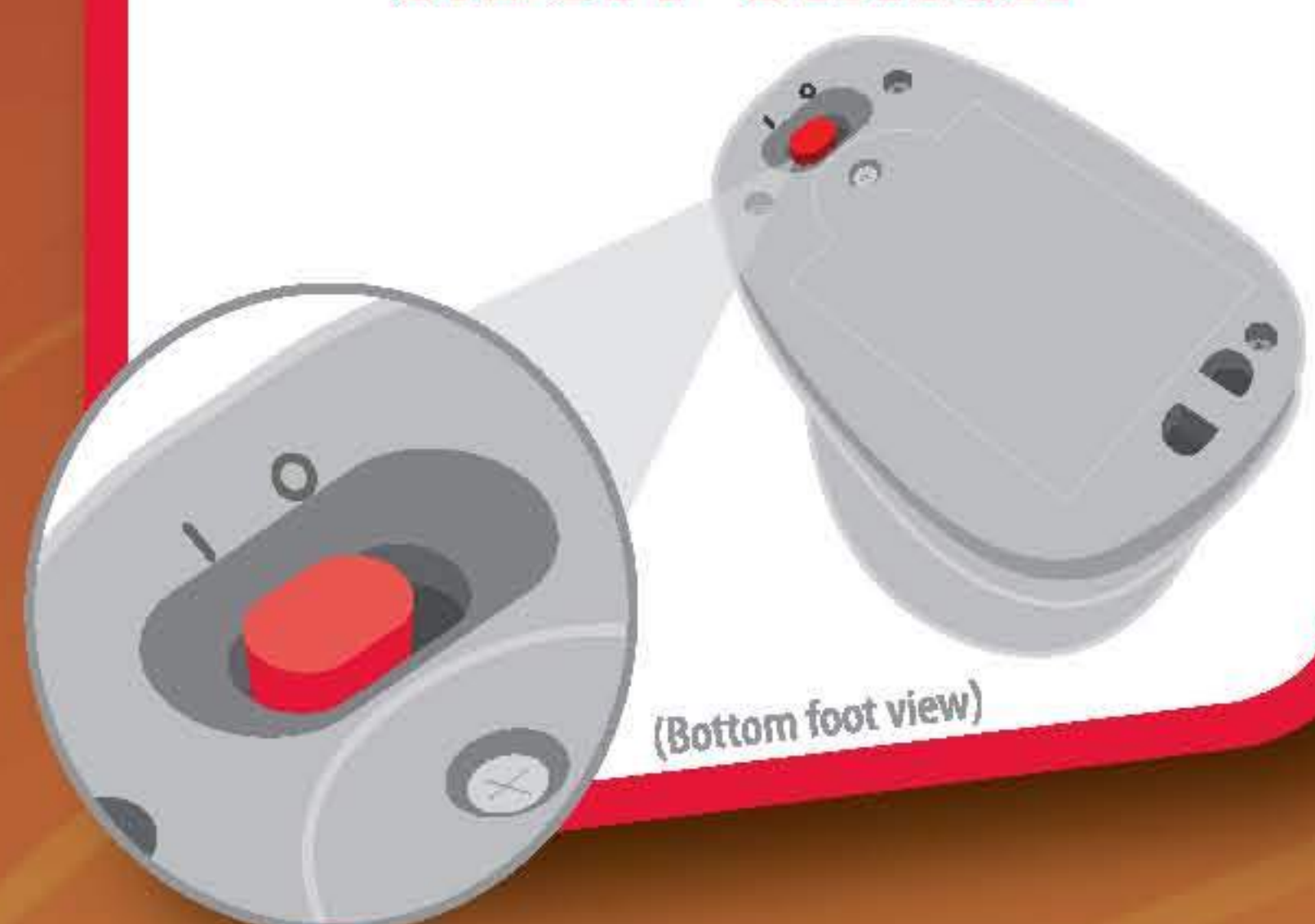
IMPORTANT! PLEASE READ INSTRUCTIONS  
COMPLETELY BEFORE USING TOY.

# ALPHIE™


# PLAYSKOOL™

More than Play™

## ON/OFF SWITCH



## TO ADJUST VOLUME



**x3 1.5VAA or R6 size  
BATTERIES INCLUDED**

Replace with 3 x 1.5V "AA" or R6 size batteries.  
Alkaline batteries recommended. Phillips/cross head  
screwdriver (not included) needed to replace batteries.

## Tip:


To repeat a question  
press the button on  
Alphie's head.

I come with 30  
Double-Sided  
Cards!

## Quick Start:

Alphie comes packaged with a special "Try Me" card. Follow instructions below to use his full range of features.

- 1 Remove the TRY-ME card I came with.
- 2 Insert an activity card to play one of the games described below.
- 3 Press the button on my head and follow my suggestions.



## Activity Cards

**Find and Seek** Would you like to play Find and Seek with me? First, make sure there aren't any cards inserted. Then press my head. You'll hear me say that I'm looking for a card. Can you help me find it? To repeat a question just press the button on my head.




## Letters

There are 26 letter cards, one card for each letter in the alphabet. Insert a letter card and we'll explore phonics, discover fun facts, or I'll challenge you with a question. Push the blinking button you think is the correct answer. To repeat a question just press the button on my head.



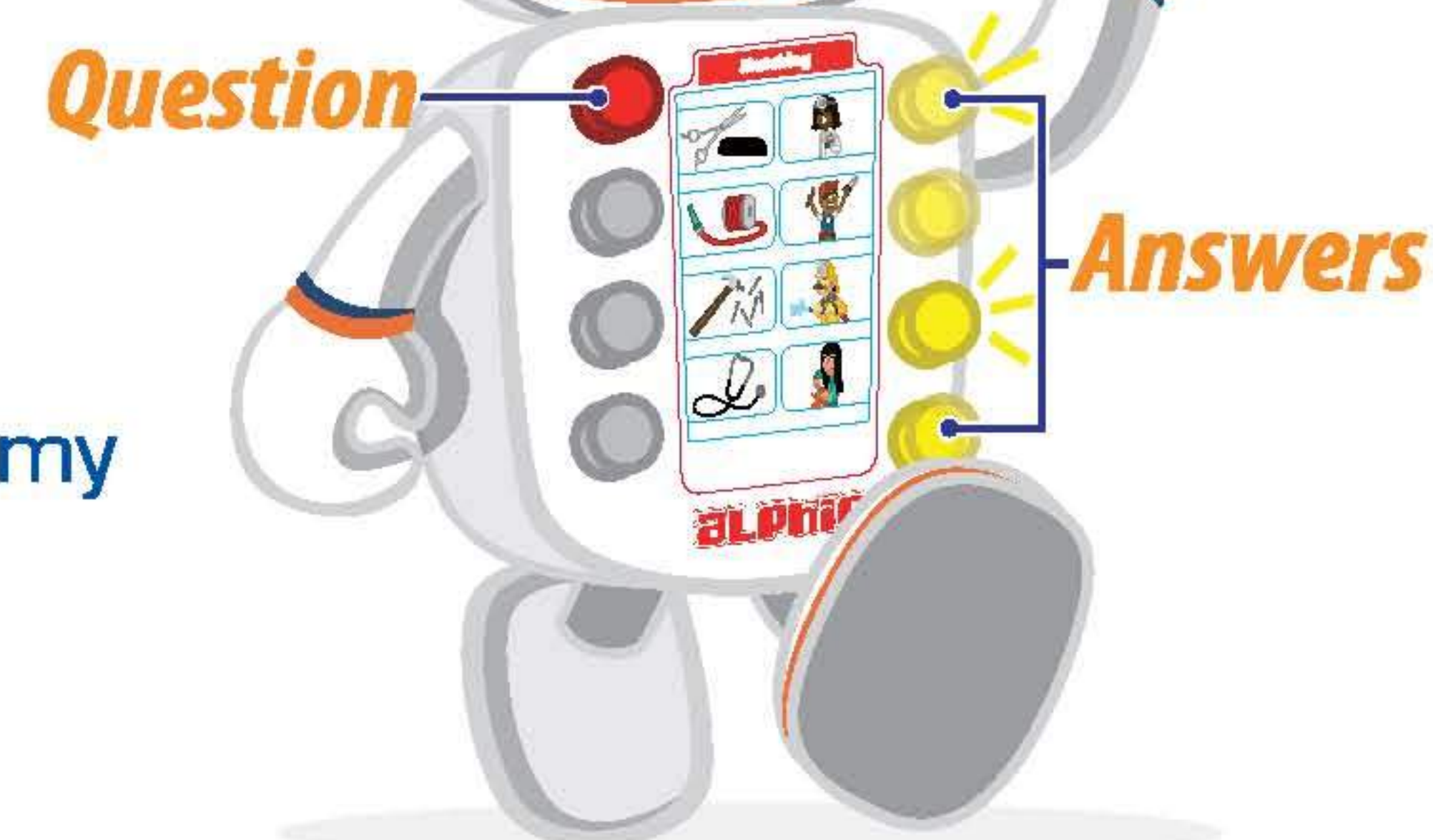
Phonic button  
Fun facts  
Asks questions



## Matching

Use any of the 30 cards to play the matching game. Just insert any card and I will tell you what to do!

**NOTE:** To repeat a question just press my head or question button again.



## Music

Insert any one of the music cards.

ABC Song  
Counting Song  
Music Composition

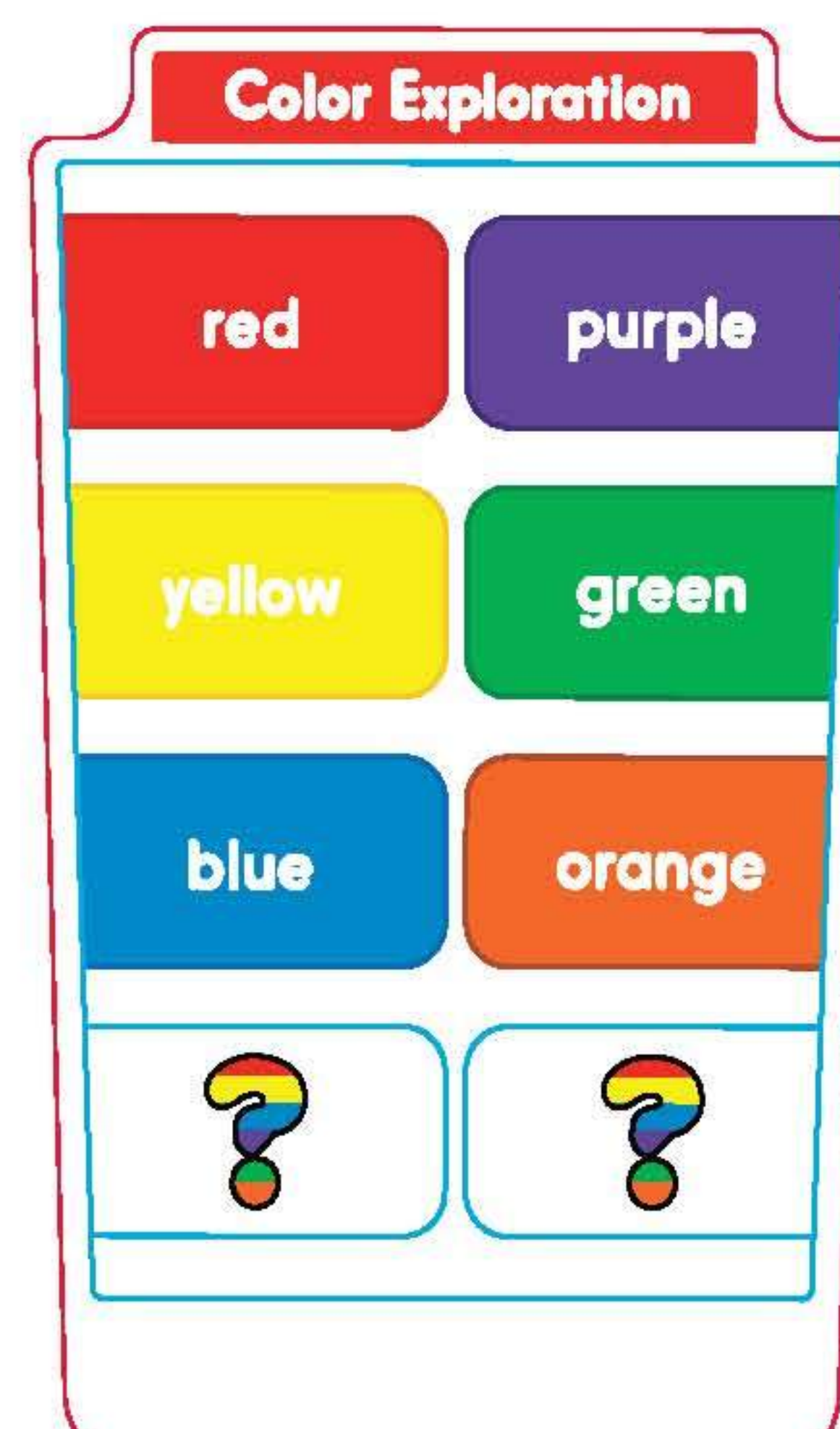
I can help you create your own song with the music composition card!




## Explore

Insert the color exploration card - I'll teach you about mixing colors and the colors all around us!

blue + red = purple



## STORAGE



Store your cards in here!

## SLEEP MODE

If you don't play with me for about 90 seconds I will fall asleep. Push any button to wake me up.

Look for these Alphonse™ Booster Packs to expand your learning fun!

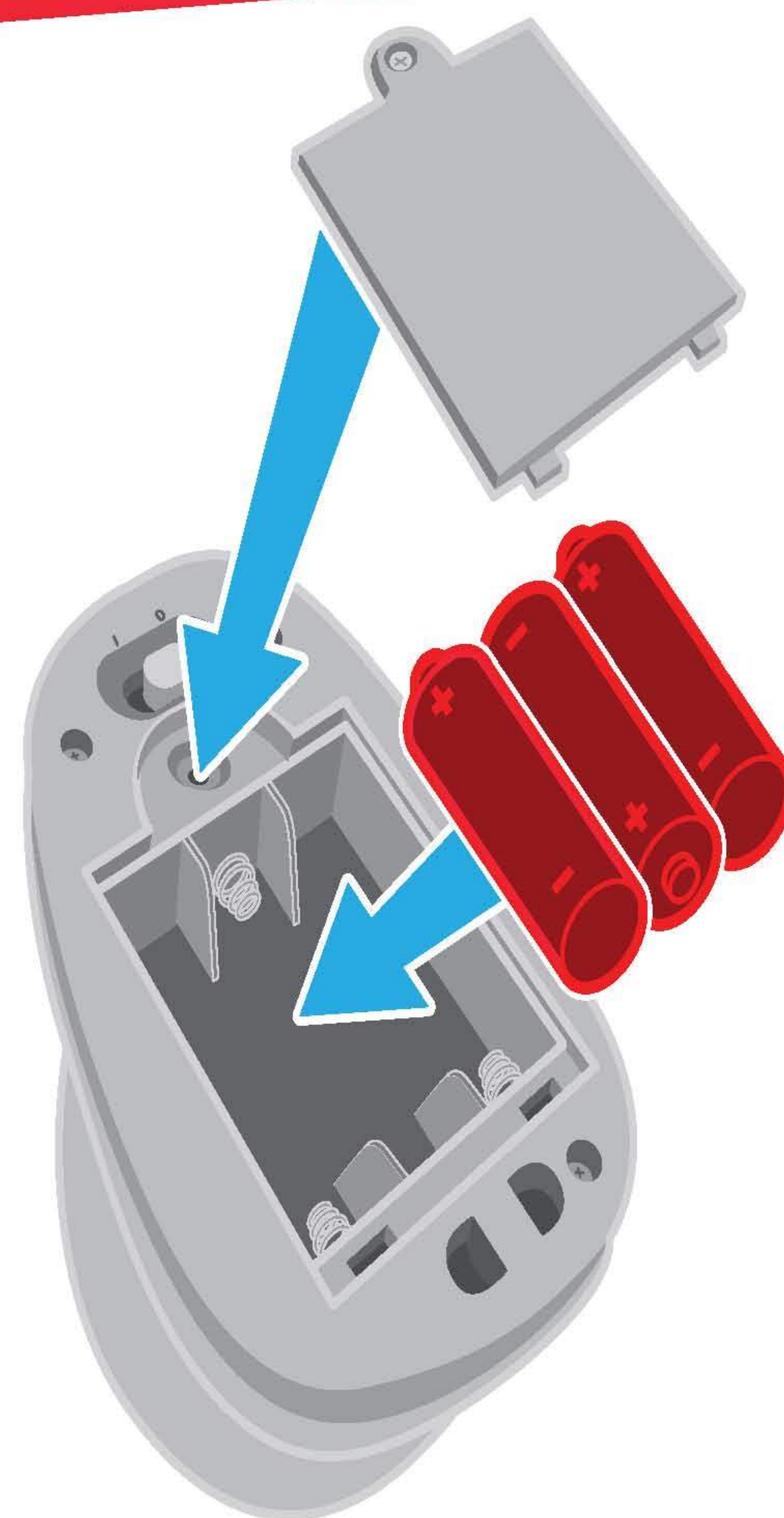
(Each Sold Separately)



## TO REPLACE BATTERIES

Loosen screw in battery compartment door with a Phillips/cross head screwdriver (not included). Remove door. Remove and discard batteries. Insert 3 x 1.5 v "AA" or R6 size batteries. Alkaline batteries recommended. Replace door, and tighten screw.

If there are no sounds coming out of ALPHIE, check the batteries to make sure batteries are inserted correctly and are fresh.



## IMPORTANT: BATTERY INFORMATION

### ⚠ CAUTION:

1. Always follow the instructions carefully. Use only batteries specified and be sure to insert them correctly by matching the + and - polarity markings.
2. Do not mix old batteries and new batteries or standard (carbon-zinc) with alkaline batteries.
3. Remove exhausted or dead batteries from the product.
4. Remove batteries if product is not to be played with for a long time.
5. Do not short-circuit the supply terminals.
6. Should this product cause, or be affected by, local electrical interference move it away from other electrical equipment. Reset (switching off and back on again or removing and re-inserting batteries) if necessary.
7. RECHARGEABLE BATTERIES: Do not mix these with any other types of batteries. Always remove from the product before recharging. Recharge batteries under adult supervision. DO NOT RECHARGE OTHER TYPES OF BATTERIES.

## FCC STATEMENT

This device complies with part 15 of the FCC Rules. Operation is subject to the following two conditions: (1) This device may not cause harmful interference, and (2) this device must accept any interference received, including interference that may cause undesired operation. This equipment has been tested and found to comply with the limits for a Class B digital device, pursuant to part 15 of the FCC Rules. These limits are designed to provide reasonable protection against harmful interference in a residential installation. This equipment generates, uses and can radiate radio frequency energy, and, if not installed and used in accordance with the instructions, may cause harmful interference to radio communications. However, there is no guarantee that interference will not occur in a particular installation. If this equipment does cause harmful interference to radio or television reception, which can be determined by turning the equipment off and on, the user is encouraged to try to correct the interference by one or more of the following measures:

- Reorient or relocate the receiving antenna.
- Increase the separation between the equipment and receiver.
- Consult the dealer or an experienced radio/TV technician for help.

CAUTION: Changes or modifications to this unit not expressly approved by the party responsible for compliance could void the user's authority to operate the equipment.



NOTE TO UK CONSUMERS: This product and its batteries must be disposed of separately at your local waste recycling centre. Do not dispose of in your household waste bin.



33216  
© 2010 Hasbro. All Rights Reserved.  
TM & ® denote U.S. Trademarks.

P/N 7145310000

Play with us at:  
**PLAYSKOOL**  
**KIDS.COM**

Visit  
**PLAYSKOOL**  
.com  
Questions? Call 1-800-PLAYSKL