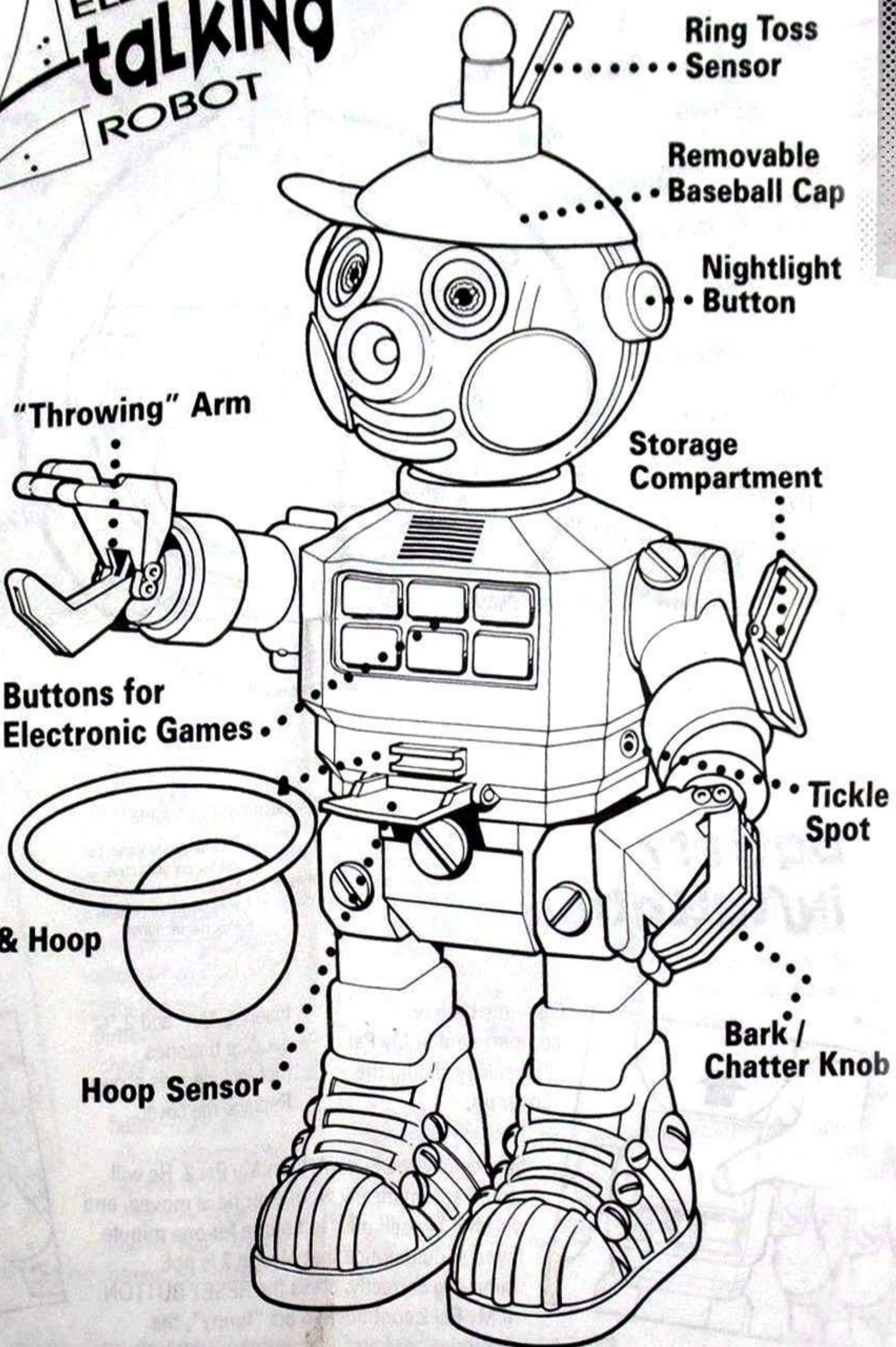




ELECTRONIC
My Pal 2
ROBOT

My Pal 2 is a special Pal for any child to love. My Pal 2 is the first talking, interactive and completely unpredictable robot that actually asks a child to play. My Pal 2 has life-like movements of head, eyes, lips and eyebrows.



Ring Toss Sensor

Removable Baseball Cap

Nightlight Button

"Throwing" Arm

Storage Compartment

Buttons for Electronic Games


Tickle Spot

Ball & Hoop

Bark / Chatter Knob

Hoop Sensor

WHAT MY PAL 2 SAYS




Orange! Hi!
Blue! Cool!
Yo! Yo, what up!
You're my pal!
I love you!
Cool shot man!
Yo dude, let's play!
You win dude!
You're my best friend!
Let's play! Press red!
I'm pooped, let's sleep!

Purple! Dude!
Green! Red!
You're my man!
Yo, let's play!
Stop!
What's up!
Yellow! Cool shot dude!
Try again man!
Yes dude, what's up!
Let's play! My Pal 2 says press blue!

Let's paly Follow Me!
Let's play! My Pal 2 says press blue!


battery INSTALLATION



Open the battery compartment on My Pal 2's back by sliding the cover up.

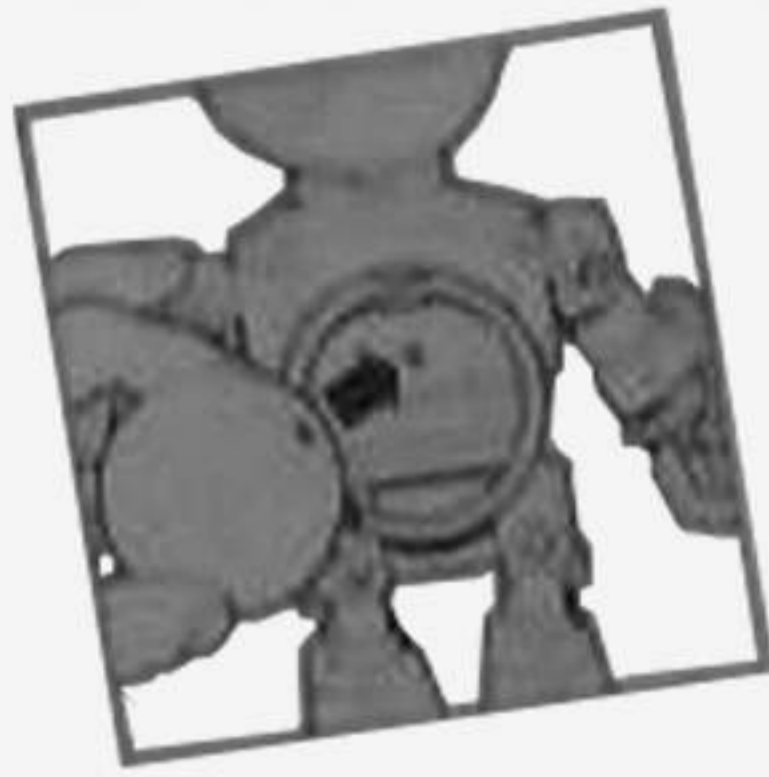
There is no ON/OFF switch on My Pal 2. He will turn on automatically whenever he is moved and will shut himself off if left alone for one minute. If you should notice My Pal 2 is not behaving correctly press the RESET BUTTON. If My Pal 2 expected to act "funny" the batteries are low and should be replaced.

Insert 2 "C" type alkaline batteries input indicated as shown. Replace the cover.



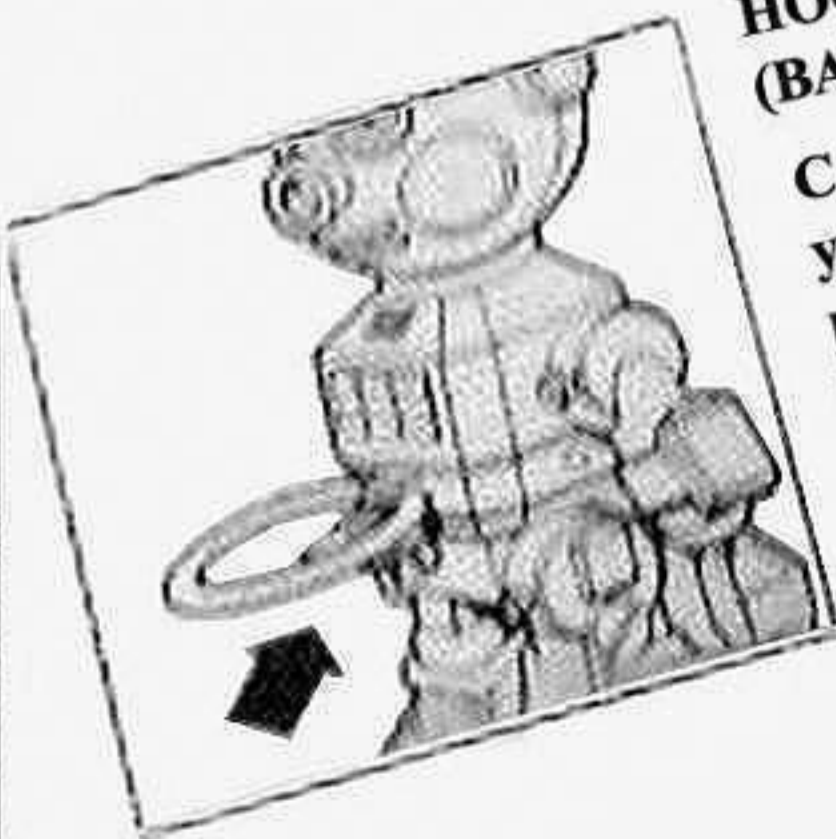
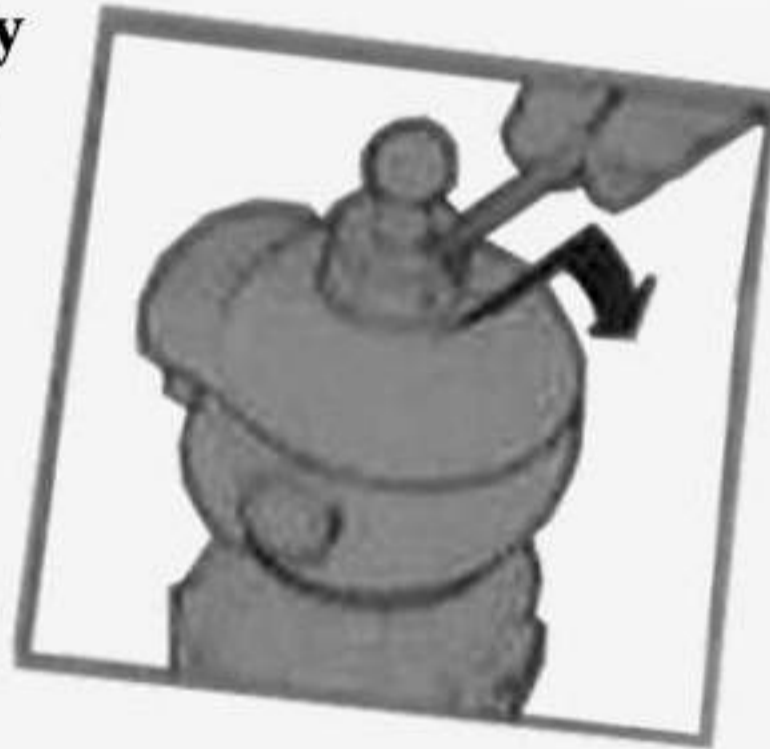
Reset Button

accessories




fun & games

RING TOSS: Carefully pull straight up on the lever and on the back of the antenna on My Pal 2's head and pull the flap down. . be shure not and push it down. Fit the Hoop level the antenna and hear it foward!




HOOPS (BASKETBALL)
Carefully open the yellow hinged cover below the buttons on My Pal 2 chest. Snap the ring into the grove below the buttons allighing the ring grid this trying with the bots in the grove You will be reward for every basket you make.



POCKETS: My Pal 2 has 4 storage compartments one on each arm and leg.

one last thing...

To replace the light bulbs, remove the screws on the side of the nose, unscrew the bulb and replace with a bulb GE 1.4 volt.



WARNINGS

My Pal 2 can throw objects other than the ball, which is provided and intended to be used for the toy. The toy should only be used under adult supervision when playing loss, no common household articles such as pencils, pens, paper clips, rocks, or simular components should be inserted and thrown by My Pal 2.

TOLL FREE CUSTOMER SERVICE NUMBER 1-800-634-7539

Made in China 1991 Toy Box Inc. New York, NY 10016

